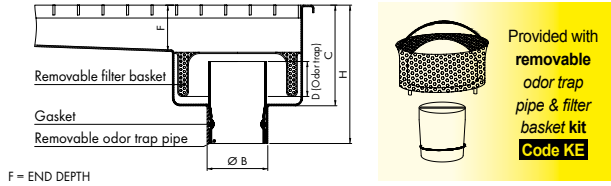


ROUND BODY GULLY WELDED TO THE CHANNEL BODY (HERMETICALLY SEALED).
VERTICAL OUTLET WITH **REMOVABLE "ODOR TRAP PIPE & FILTER BASKET" KIT - CODE KE**



F = END DEPTH

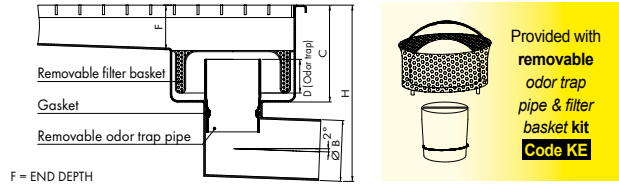
Dwg. No. 0210

Gullies suitable for channel width 200/250 mm						
Article (gully)	Dimensions in mm			Flow rate l/min		
	Ø B	C	D	H	with kit	without kit
R PCTV 75 E	75	F+70	20	F+130	60	120
PCTV 75 E	75	F+110	50	F+170	60	120
R PCTV 110 E	/	/	/	/	/	/
PCTV 110 E	/	/	/	/	/	/

Gullies suitable for channel width ≥ 300 mm						
Article (gully)	Dimensions in mm			Flow rate l/min		
	Ø B	C	D	H	with kit	without kit
R PCTV 75 E	75	F+70	20	F+160	80	180
PCTV 75 E	75	F+110	50	F+170	80	180
R PCTV 110 E	110	F+70	20	F+170	135	340
PCTV 110 E	110	F+110	50	F+210	135	340

N.B. gullies with a depth water seal (dimension D) of 50 mm are in compliance with standard UNI EN 1253-1

ROUND BODY GULLY WELDED TO THE CHANNEL BODY (HERMETICALLY SEALED).
HORIZONTAL OUTLET WITH **REMOVABLE "ODOR TRAP PIPE & FILTER BASKET" KIT - CODE KE**



F = END DEPTH

Dwg. No. 0205

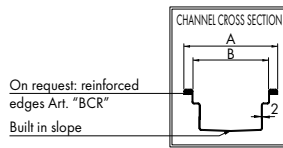
Gullies suitable for channel width 200/250 mm						
Article (gully)	Dimensions in mm			Flow rate l/min		
	Ø B	C	D	H	with kit	without kit
R PCTO 75 E	75	F+70	20	F+160	60	120
PCTO 75 E	75	F+110	50	F+200	60	120
R PCTO 110 E	/	/	/	/	/	/
PCTO 110 E	/	/	/	/	/	/

Gullies suitable for channel width ≥ 300 mm						
Article (gully)	Dimensions in mm			Flow rate l/min		
	Ø B	C	D	H	with kit	without kit
R PCTO 75 E	75	F+70	20	F+160	80	180
PCTO 75 E	75	F+110	50	F+200	80	180
R PCTO 110 E	110	F+70	20	F+195	135	340
PCTO 110 E	110	F+110	50	F+235	135	340

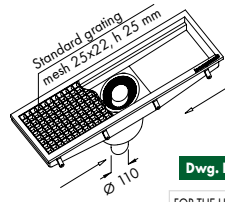
N.B. gullies with a depth water seal (dimension D) of 50 mm are in compliance with standard UNI EN 1253-1

Line 0930

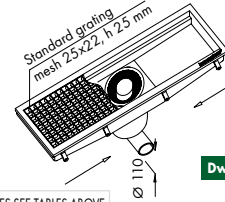
- Channel with grating
- Standard grating mesh 25x22 h 25
- Total Hygienic antibacterial and antislip grating available on request
- Satin finished top edge
- Gully with outlet Ø 110 mm
- With removable Inoxsystem® Total Hygienic internal odor trap pipe
- Removable rat proof filter basket
- See page 16 for other types of channels



CENTRAL VERTICAL OUTLET

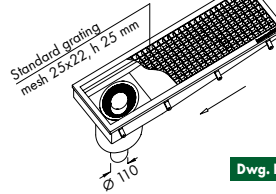


CENTRAL HORIZONTAL OUTLET

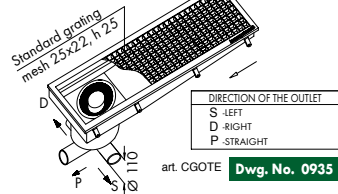


FOR THE HEIGHT OF THE MANHOLES SEE TABLES ABOVE

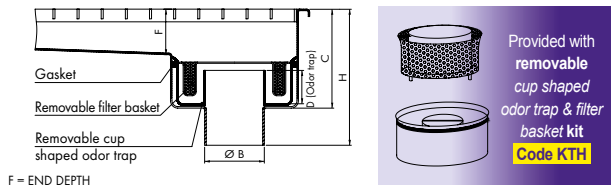
END VERTICAL OUTLET



END HORIZONTAL OUTLET



ROUND BODY GULLY WELDED TO THE CHANNEL BODY (HERMETICALLY SEALED).
VERTICAL OUTLET WITH **REMOVABLE "CUP SHAPED ODOR TRAP & FILTER BASKET" KIT - CODE KTH**



F = END DEPTH

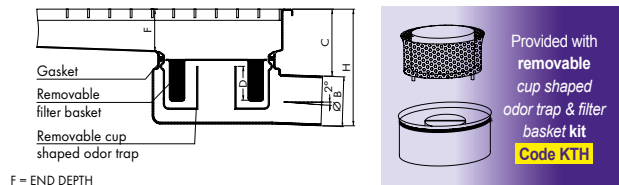
Dwg. No. 0211

Gullies suitable for channel width 225/250 mm						
Article (gully)	Dimensions in mm			Flow rate l/min		
	Ø B	C	D	H	with kit	without kit
R PCTV 75 TH	75	F+70	20	F+130	60	120
PCTV 75 TH	75	F+110	50	F+170	60	120
R PCTV 110 TH	110	F+70	20	F+130	60	120
PCTV 110 TH	110	F+110	50	F+170	60	120

Gullies suitable for channel width ≥ 300 mm						
Article (gully)	Dimensions in mm			Flow rate l/min		
	Ø B	C	D	H	with kit	without kit
R PCTV 75 TH	75	F+70	20	F+130	80	180
PCTV 75 TH	75	F+110	50	F+170	80	180
R PCTV 110 TH	110	F+70	20	F+130	135	340
PCTV 110 TH	110	F+110	50	F+170	135	340

N.B. gullies with a depth water seal (dimension D) of 50 mm are in compliance with standard UNI EN 1253-1

ROUND BODY GULLY WELDED TO THE CHANNEL BODY (HERMETICALLY SEALED).
HORIZONTAL OUTLET WITH **REMOVABLE "CUP SHAPED ODOR TRAP & FILTER BASKET" KIT - CODE KTH**



F = END DEPTH

Dwg. No. 0204

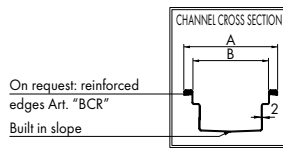
Gullies suitable for channel width 225/250 mm						
Article (gully)	Dimensions in mm			Flow rate l/min		
	Ø B	C	D	H	with kit	without kit
UR PCTO 50 TH	50	F+60	20	F+110	50	80
UR PCTO 63 TH	63	F+50	20	F+115	60	120
UR PCTO 75 TH	75	F+55	50	F+130	60	120
UR PCTO 110 TH	110	F+50	50	F+160	60	120

Gullies suitable for channel width ≥ 300 mm						
Article (gully)	Dimensions in mm			Flow rate l/min		
	Ø B	C	D	H	with kit	without kit
UR PCTO 50 TH	50	F+60	20	F+110	50	100
UR PCTO 63 TH	63	F+50	20	F+115	60	140
UR PCTO 75 TH	75	F+55	50	F+130	80	180
UR PCTO 110 TH	110	F+50	50	F+160	135	340

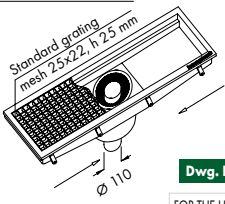
N.B. gullies with a depth water seal (dimension D) of 50 mm are in compliance with standard UNI EN 1253-1

Line 0940

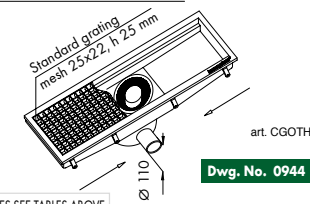
- Channel with grating
- Standard grating mesh 25x22 h 25
- Total Hygienic antibacterial and antislip grating available on request
- Satin finished top edge
- Gully with outlet Ø 110 mm
- With removable Inoxsystem® Total Hygienic cup shaped odor trap
- Removable rat proof filter basket
- See page 16 for other types of channels



CENTRAL VERTICAL OUTLET

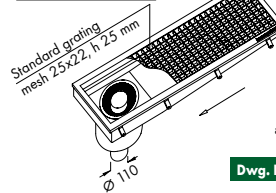


CENTRAL HORIZONTAL OUTLET



FOR THE HEIGHT OF THE MANHOLES SEE TABLES ABOVE

END VERTICAL OUTLET



END HORIZONTAL OUTLET

